

MACGYVER SOLUTIONS, INC

POLARIS

Think Outside

HVAC Police / Fire / EMS Vehicle



Base vehicle shown w/graphics, lights, PA and Siren

MacGyver has partnered with Polaris Government and Defense to bring Police, Fire & Emergency personnel with a completely configured Utility Vehicle that is All Wheel Drive, has room for 6 and includes Heat and Air-Conditioning.

The "Emergency Vehicle"



Available on
Contract #
47QSMA18D08QH

PN: RXXRSU99AWPP

Vehicle Specifications:

- . 1 Liter Gas Two Cylinder Direct Overhead Cam Engine
- . Over 80 hp
- . On Demand AWD, 2 Wheel Drive & Turf Mode
- . Electronic Power Steering
- . 11" Travel Front & Rear Suspension
- . 8 Ply 27" Tires (29" Optional)
- . 152" L x 62.5" W x 7" H not including Lightbar
- . 13" Ground Clearance
- . Seating for 6 Passengers
- . Adjustable Driver Seat
- . 11.5 gallon fuel capacity.
- . 172cf Cargo bed with 1,000 lb capacity
- . 2,500 lb towing capacity

Police / Security / EMS Modifications

- . Police / Security Graphics & Body Panel Kit
- . 12 emergency lights (2 front / 4 back / 2 on each side.)
- . Sneak lights for low speed navigation
- . Emergency response mode (alternating red/blue)
- . Flood lighting capability (white)
- . Same light and wiring as professional squad cars
- . Seamlessly engineered for integration with vehicle
- . Locking Tailgate Available
- . 100W Emergency Siren & Public Address System
- . Battery disconnect that disconnects battery when low voltage is detected to ensure re-start
- . On board battery charger plug in keeps battery fully charged

Optional Items: Color Change to Black, White or Red, Locking M4/870 Weapons Mount, Fire Extinguisher mount, First Aid Kit, Door Mounted Rearview Mirrors, Turn Signal Kit, Horn, Bed Mat, Bed Cover, Hood Rack, Bed Rack, more...

To order Contact:

Mike Jackson

Mobile: 217-254-3620

mikej@macgyversolutions.com



Contract Holder
Contract # 47QSMA18D08QH



MACGYVER SOLUTIONS, INC

PO BOX 3906 | Pinehurst, NC 28374
Cage: 7JP09 | Duns: 080019034
www.macgyversolutions.com

Polaris Vehicle Lightbar configuration for kit 2883982

Please circle your choice below.



Full white search light.

Full blue flashing.



Full white search light.

Full red flashing.



Full white search light.

Red drivers side and blue passengers side flashing.



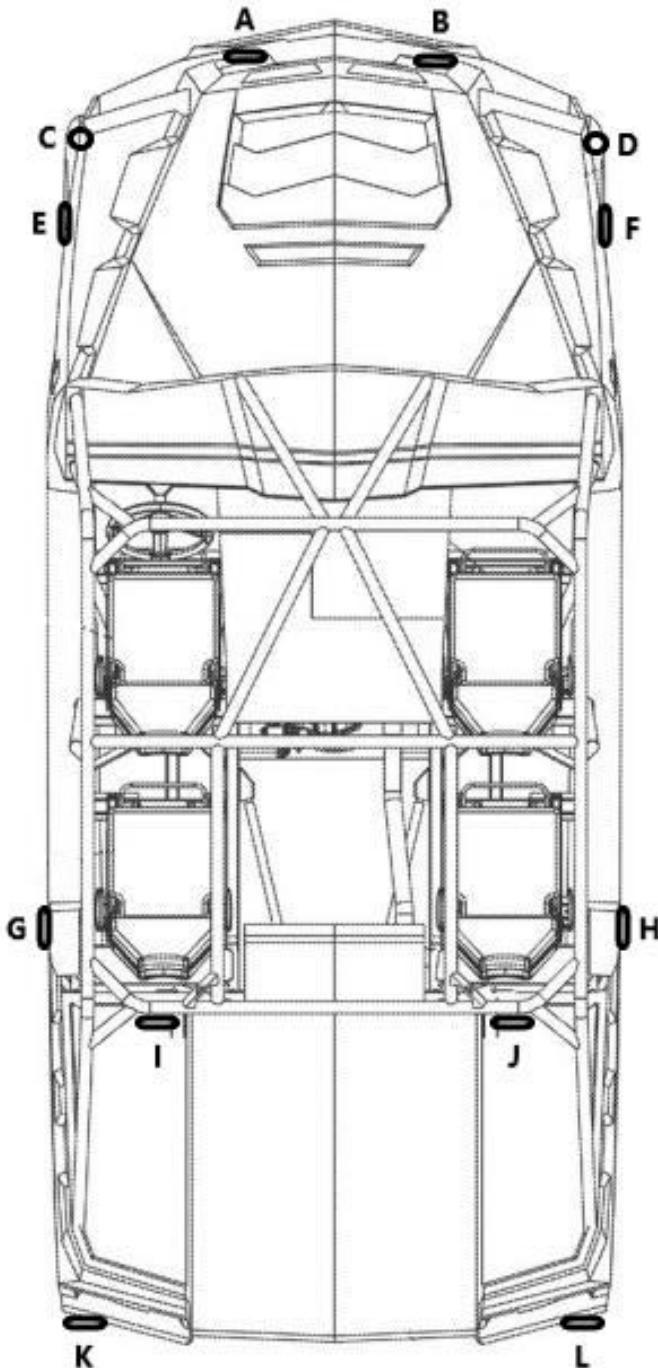
Full white search light.

Full amber flashing.

Please specify if California steady burn is required. YES / NO

Customer Name _____ Signature _____

Polaris Vehicle Lighting configuration for Kit



All lights will have a white steady burn feature (Flood) for scene or navigation Illumination except locations **K** and **L** (which only flash a single color)

Please pick one flashing color for each location below.

- A. Red, Blue, White or Amber
- B. Red, Blue, White or Amber
- C. Red, Blue, White or Amber
- D. Red, Blue, White or Amber
- E. Red, Blue, White or Amber
- F. Red, Blue, White or Amber
- G. Red, Blue, White or Amber
- H. Red, Blue, White or Amber
- I. Red, Blue, White or Amber
- J. Red, Blue, White or Amber
- K. Red, Blue, White or Amber
- L. Red, Blue, White or Amber

*Please choose lamp location for California steady burn if required.

Customer Name _____ Signature _____

PN: 2883966 - Public Safety Graphics Form

Step 1: Badge for Doors/Hood

- Use Agency graphic – **file provided needs to be an editable .eps or .ai file (or .pdf with 72 DPI resolution)**
- Use Generic Fire/Rescue graphic – shown below
- Use Generic Police graphic – shown below
- Use Generic Sheriff graphic – shown below

Step 2: Text for Left & Right of Hood/Fender

- Fire – example below
- Police – example below
- Sheriff – example below
- Other Text (8 letters max): _____ Text Color: _____

Step 3: American Flag

- Include American Flag graphic on the sides of the front fenders
- Do NOT include American Flag graphic



**F
I
R
E**



**P
O
L
I
C
E**



**S
H
E
R
I
F
F**

Step 1 - Logo Top of Hood/Doors

Step 2 - Text Left/Right Top of Hood

Step 3 - American Flag



Contract/Order # _____

Submitted by: _____

Date: _____

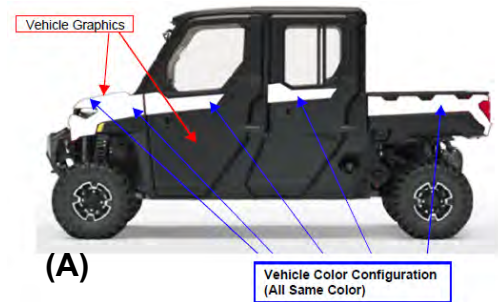
Optional Items

Numerous Optional Items are available on the Police Patrol Vehicle. Please indicate below any optional items you would like included in the proposal or build and we will accommodate accordingly.

A) Change in Color (____)

Vehicle is available in Colors offered during current model year at no additional charge. Colored plastic panels may be swapped for optional color for an additional fee. If alternate color is desired please indicate color choice below:

- _____ Red Panels
- _____ Black Panels
- _____ White Panels



B) Lockable Weapons Mount (____)

A Lockable Blac-Rac weapons mount is available for center front seat to secure multiple weapons type. Center mount can be configured as single weapon, two weapons or one weapon and fire extinguisher.

- _____ - Single Weapon
(indicate weapon type, M4, 870, etc) _____
- _____ - Dual Weapon
(indicate weapons type) _____, _____
- _____ - Weapon & Fire Extinguisher
(indicate weapon type) _____



(B.ii)



(B.iii)

C) Winch Upgrade (____)

Upgrade winch from 4,500 lb to 6,000 lb winch



(C)

D) Floor Mats (____)

Add automotive style floor mats to front row seating.



(D)

E) 12V Cargo Bed Power Kit (____)

Add 12V Power port to rear of bed



(E)

F) Headache Rack in Bed (____)

Protection to rear window and additional storage in bed.



(F)



(G)

G) Front Hood Storage Rack (____)


100 lb capacity rack for front hood of vehicle



(H)

H) CargoMax Rack in Bed (____)

Cargo system allows for higher side walls and added cargo



(I)

I) Large Cargo Bed Rubber Mat (____)

3.18mm rubber mat non-slip texture contours bed.

J) ROHVA BasicDriver Safety Course (____)

(indicate number of students: _____).

Contact us for additional accessories.